



Booborowie Primary School Annual Report 2015



1. CONTEXT

School Name:	Booborowie Primary	School Number:	0600
Principal:	Mrs Catherine O'Dea	Partnership	Upper Mid North

Booborowie Primary School is a small rural school, founded in 1892, located approximately 180km from Adelaide. The school familial background consists of a rural farming community as well as local residents who reside and work in the town and nearby areas. There is a strong community pride and ownership of the school. Establishing and developing meaningful interactions with Family, School and Community is a strong focus.

Our school motto for 2015 is "Achieving and Learning for Life". Our focus has continued to be to improve Literacy and Numeracy skills in all students, while focusing on well-being in a quality teaching and learning environment.

Our school culture is underpinned by the values of Honesty, Respect, Responsibility, Co-operation, Care, Doing Your Best and Friendship. These values are instilled through our intensive Program Achieve Health Programme.

At the conclusion of 2015, enrolments totaled 21 students consisting of 13 families. There are two classes for the majority of the week split into R-3 and 4-6. On three afternoons per week the whole school combines for The Arts, Health and PE and Technology.

Booborowie is a Category 5 school in 2015 with four ATSI students. The ICSEA (Index of Community Socio-Educational Disadvantage) is 988. Six students received School Card this year.

At Booborowie Primary School there is a varying level of students with disabilities who are on Negotiated Education Plans (NEP). Five students are receiving support for their recognised learning needs. All students in 2015 are also on their own Individualised Learning Programmes (ILP).

Booborowie Primary School offers Play Centre on Fridays. This provides quality education and care for all pre-school children as well as a supportive network for parents and caregivers.

2. REPORT FROM GOVERNING COUNCIL

What an interesting year 2015 has been for the Governing Council, we have discussed lots of ideas, some good, some not so good, but all needing a good and fair hearing and hopefully, coming up with the right decisions. We have welcomed 3 new families to our school this year along with their 7 children; I hope you have all settled in well.

One of the main projects the Governing Council has been working on this year is the schools vegetable garden; it is really starting to take shape. Thank you to a few very handy community volunteers that have also spent some time with our students in the garden.

Thank you to all our school families & friends for your contribution towards the fundraising activities that were organized for 2015. Some of the main items purchased with the funds raised are new shelves and furniture for the library and a light table for the Play Centre, just to name a few.

For 2016 I welcome all new and returning students and families to our school, I encourage you all to get involved with the school in some way, either helping at working bees or at any other events that we may hold.

The Governing Council looks forward to working with our incoming Principal Ms Jayne Mainprize-Potter and welcomes you to Booborowie Primary School.

I would like to thank and wish our outgoing principal, Mrs Catherine O'Dea much success in her new appointment at Auburn Primary School.

Finally I would like to thank the great teaching staff we are lucky to have at our school, they provide our children with an education that will ensure they have the best start into their future. We are looking forward to the future success of our students and school in the years to come.

Ian Walker
Governing Council Chairperson

3. 2015 HIGHLIGHTS

For the students, the highlights of any school year usually are the events that are different or unique. It is where they have the opportunity to be exposed to new experiences and show off their talents.

Opening of the refurbished Library in Book Week.



School Concert – A Circus Musical

Term 1 – Parent Information Evening and Whole School BBQ, School Camp to Arbury Park, SAPSASA District Swimming, SAPSASA District Summer Hub Carnival in Clare, Harmony Day activities.

Term 2 – Ann Baker workshop, Parent and school training and development in Natural Mathematic strategies funded by a Parents Initiative in Education Grant, SAPSASA Cross Country, Mother's Day Morning Tea.

Term 3 –Booborowie Primary School Sports Day, Small Schools Sports Day, SAPSASA Athletics Burra, Combined Hub Sports Day at Blyth Town Oval; SAPSASA Knockout Basketball at Balaklava; Science Week; Refurbished Library Opening and community afternoon tea as part of our Book Week Celebration.

Term 4 - Remembrance Day school service, Christmas Concert, school swimming lessons which culminated in a Booborowie School Swimming Carnival.



Parent Participation

The parent body has demonstrated its support for the school in its participation through involvement in the Governing Council, with seven parents being active members, fundraising, support of teachers and the feedback it has provided to the school.

This year parents were polled about whether they wanted to close Booborowie Primary School at the end of 2015. The result was parents voted against this proposal. The decision to poll the current parents also highlighted the strong loyalty and feelings of the future parents and wider community about having a school in Booborowie. Therefore it will be important to consider how you as a parent, future parent or community member could support our small school.

Staff Development

Booborowie teachers participated in two combined staff meetings with Burra Community School staff which focused on Growth Mindsets and sharing learning in a Professional Learning Community (PLC).

Two of our staff attended the EDTech Conference at Immanuel College in the October School Holidays with one educator being invited to present a paper on teaching coding to children on the autism spectrum. This conference enabled these educators to introduce many



exciting learning opportunities in the world of digital technology for our students.

Ann Baker, a writer of Mathematical teaching books and a teacher, ran a combined professional learning day for Mathematics with Burra and Booborowie staff at Burra CS at the start of Term 2. This was a fantastic day where we were able to observe Ann teaching several different classes and debrief with her after each lesson about the methods she used.



The following day Ann visited Booborowie Primary School and engaged with the whole school: students, staff and parents in some open ended problems involving dice. After she spent time with parents in a workshop which looked at how they used Mathematics in their lives and how they could assist their children's learning in Mathematics at home. Feedback from this day indicated that parents felt affirmed in their own abilities and had a deeper understanding of Natural Mathematic strategies.

Links with the Community has been a highlight of 2015 with more of the community visiting our school as volunteers, helping to refurbish our school library, helping us in reestablishing the garden and for school celebrations.

Youth Environment Leaders and Council

The Year 7 students were once again part of the Youth Environmental Council facilitated by the Natural Resource Management Board.

This year one of our Year 7s was selected to be on the State Youth Environmental Council, participating in statewide forums throughout the year.

Erin chose to focus on promoting sustainability in our community. Erin raised money to purchase a rotating compost bin for our school garden.



Year 7 Canberra Camp in Term 4 2016

This year, Year 7 students attended the Mid North Small Schools Canberra Camp Trip. This was a week filled with many excursions to national landmarks such as Parliament House, Questacon and Old Parliament House and was linked to the Year 7 Civics and Citizenship Australian Curriculum.



RAA Safety Grant

This year Booborowie Primary School was successful in obtaining a \$5000 RAA Safety Grant to replace the wooden sleepers in the amphitheatre area. Coloured concrete sleepers will allow this area to be used as an outdoor classroom area.

4. SITE IMPROVEMENT PLANNING AND TARGETS

In 2015 our priorities were:-

- Improvement in site NAPLAN results with 40% of students achieving in top 2 bands of NAPLAN writing
- Students able to write a sustained piece of writing
- 75% of students achieving the National minimum standards for Mathematics
- 75% of students achieving DECD Minimum standards in PAT-M mathematic testing
- Improvement in site attendance from 88% (2014) to 91% (2015).

In Literacy, we employed the following strategies:-

- Map identified text genres across the school and then plan when they are introduced and implemented.
- Staff meetings and professional learning looking at how specific genres and grammatical features using Literacy for Learning Program
- Explicit teaching of genre
- Publishing of student work
- All students to do a minimum of 20 minutes writing daily.

In Mathematics, the strategies were:-

- Professional learning using Natural Mathematics.
- Students to use STAR problem solving model (Natural Maths).
- Explicit teaching of numerical terms and times tables.
- Staff to access Natural Maths Blog.
- Mental routines and making mathematical problems relevant to real world examples.
- Maths problems published in newsletter and local community magazine.

Strategies for improving attendance

- Average fortnightly attendance published in each newsletter.
- Text messages to be sent to parents if student absent without parental notifying school.
- Letters to be sent after a number of days absent.
- Articles about attendance to be published in newsletters.
- Referrals to Attendance Officer.

Outcomes

The teaching staff continues to work with individuals and groups on the specific teaching of genre and the development of writing skills. Students' work is published on a regular basis in the school newsletter and Community newspaper. Staff is engaging students in schemes such as Mini-Lit to develop grammatical knowledge.

2016 will need to see the Site Improvement Plan target individualized learning as the whole school will be combined in one R-7 class with students split into junior and upper primary for Literacy and Numeracy. Literacy should focus on the explicit teaching of vocabulary and sentence structure to lift students' writing and output. There will need to be a continued focus on problem solving in Mathematics. Students should be encouraged to identify the various steps needed in order to tackle mathematical problems.

School attendance has shown improvement and is above the DECD average. Parents are reminded about the importance of regular school attendance and avoidance of unnecessary absences.

The staff has had many opportunities for Professional Development. The Upper Mid North Partnership held workshops focusing on Australian Professional Teaching Standards. SSOs participated and presented at various workshops including the use of Visual Aids, Speech Programs and Business Manager.

4.1 Junior Primary and Early Years Scheme Funding

A total of \$2052 was received for Early Years Funding. This money was spent on reading resources, explicit phonics training (Mini-Lit) and Fountas and Pinnell Benchmark Reading Assessment System for administering Running Record Assessments.

4.2 Better Schools Funding

In 2015 \$1000 was received under the Better Schools Funding. This money was spent on the Minilit program to improve students' reading levels across the school.

5. STUDENT ACHIEVEMENT

PAT R Results

In 2015 only 45% of students reached DECD Standard of Educational Achievement in PAT R. (Reading) Assessment tests.

PAT M Results

45% of students reached the DECD SEA in PAT M (Mathematics) testing.

Year 1 and 2 Reading Levels

In term 3, the Year 1 students were reading at levels between level 16 and 20. This showed an excellent standard of reading achieved by all Year 1's. These students all participated in the Minilit Program during Terms 2-4 which resulted in an improvement in their reading scores.

In Term 3, all Year 2 students were reading at levels 21 and beyond. Our distribution of results showed a much higher proportion of our Year Two students were achieving Levels 21- 26 when compared to state results (100% compared to approximately 70%). This could be partly attributed to the Minilit Program.



5.1 NAPLAN

Due to the small number of students participating in the NAPLAN process, to maintain confidentiality, we are unable to provide any individual or whole school data.

6. STUDENT DATA

6.1 Attendance

Figure 9: Attendance by Year Level

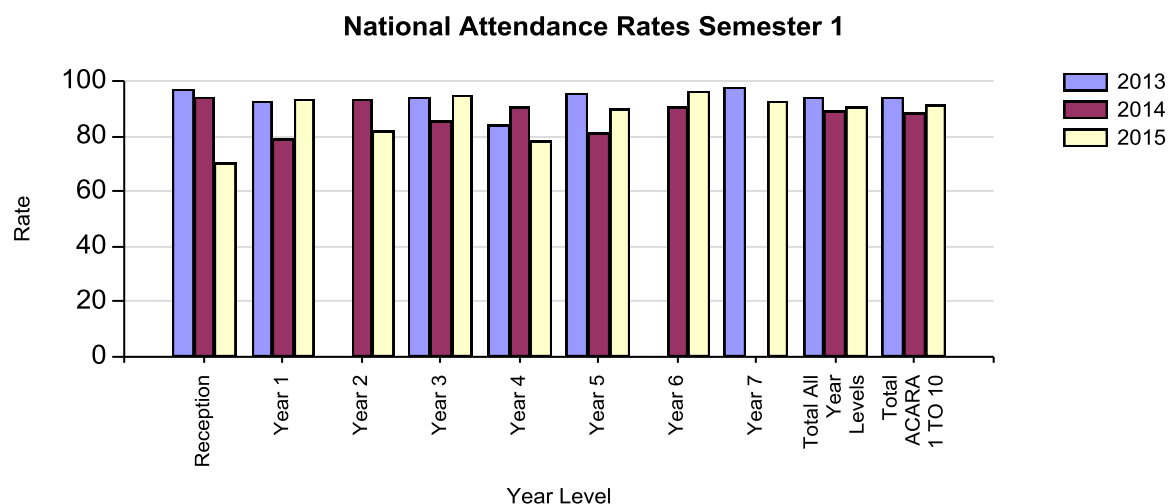


Table 9: Attendance by Year Level

Attendance by Year Level	% Attendance		
	2013	2014	2015
Reception	97.0	94.4	70.6
Year 1	93.0	79.2	93.2
Year 2		93.5	82.1
Year 3	94.2	85.5	94.7
Year 4	84.0	90.3	78.5
Year 5	95.6	81.4	89.8
Year 6		90.3	96.5
Year 7	97.7		93.1
Total All Year Levels	94.3	89.2	90.4
Total ACARA 1 TO 10	94.1	88.3	91.0

Attendance at Booborowie Primary School has improved in 2015 with 91% attendance. No referrals were made to the Regional Attendance Officer. All absences were explained or accounted for.

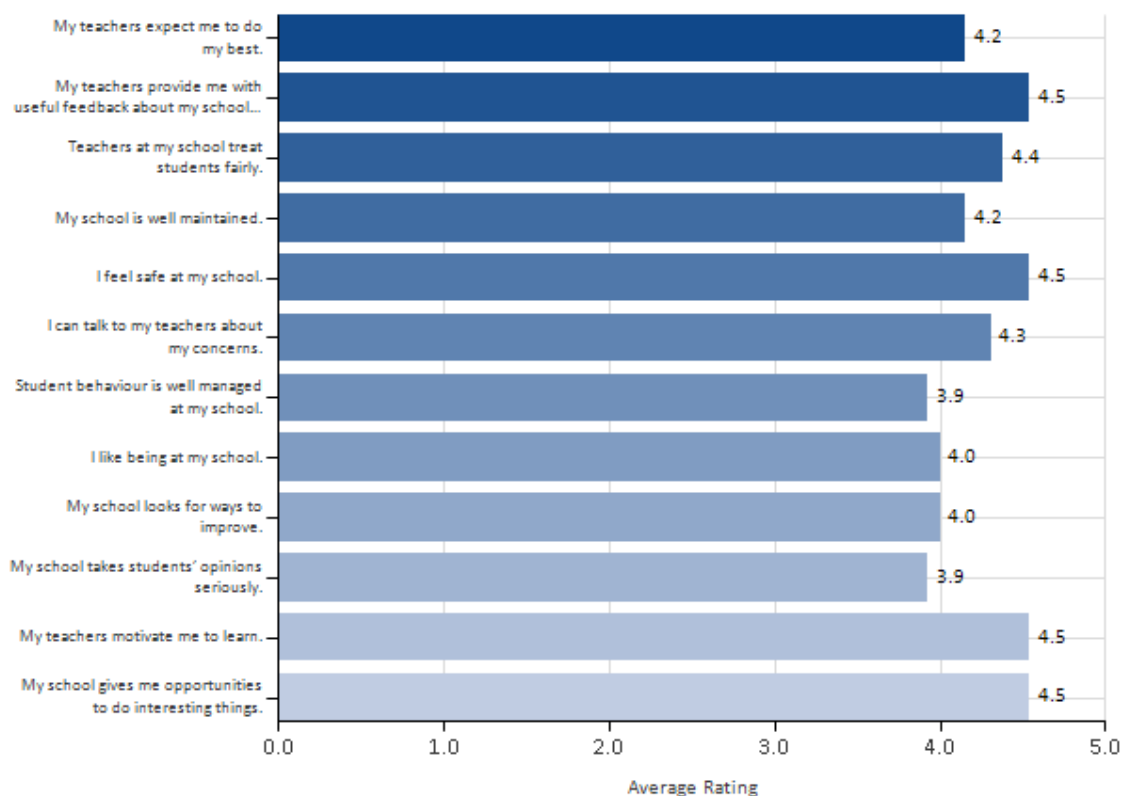
In 2016 attendance data will be shared with staff, students and parents. This will be done through school newsletters, individual students' data pages and Attendance Awards for students who achieve 100% attendance.



7. CLIENT OPINION

Student Opinion Survey 2015

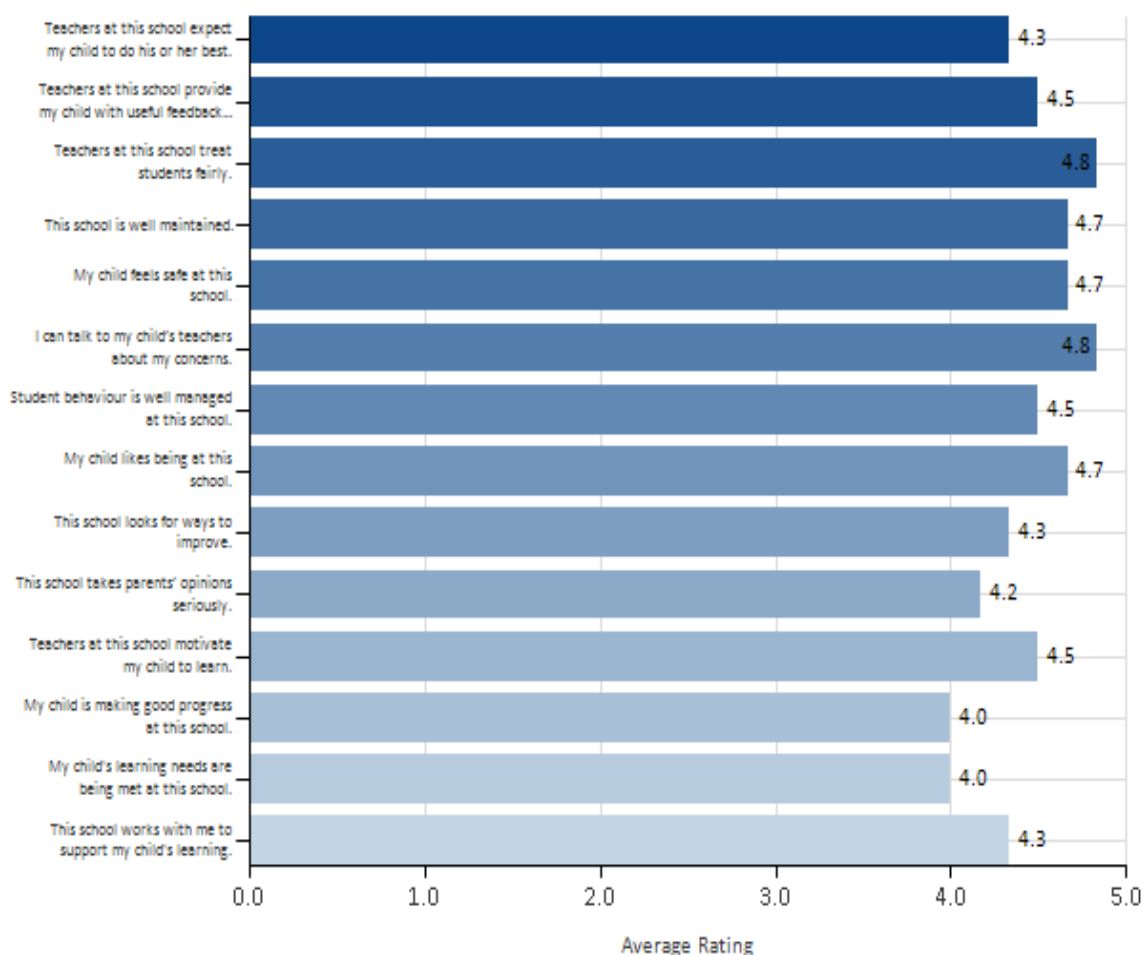
It was pleasing to note that nearly all students feel that their teachers expect them to do their best. Students have identified behaviour management as an area of concern. Staff worked with students to develop class and school behaviour policies to clarify school rules and expectations.



Rating Score: 1. Strongly Disagree -2. Disagree, 3. Neither agree nor Disagree, 4 Agree, 5. Strongly agree

Parent Opinion Survey 2015

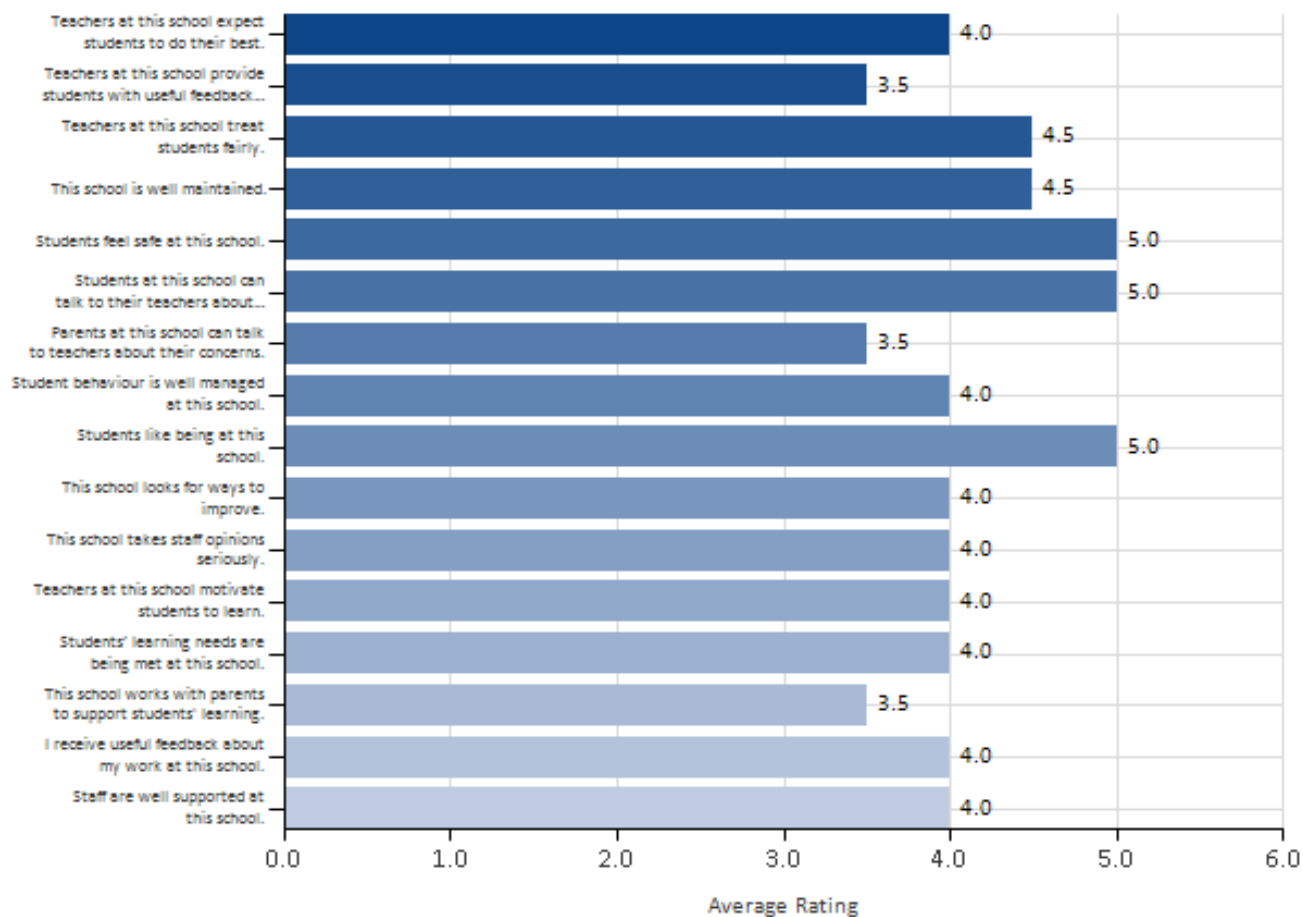
The number of surveys recorded meant that almost a half of our families were represented through Opinion Surveys. The responses recorded were overwhelmingly positive with almost all of the recorded responses being in the Agree or Strongly Agree category.



Rating Score: 1. Strongly Disagree -2. Disagree, 3. Neither agree nor Disagree, 4 Agree, 5. Strongly agree

Staff Opinion Survey

All staff was surveyed, with five surveys being returned.



Rating Score: 1. Strongly Disagree -2. Disagree, 3. Neither agree nor Disagree, 4 Agree, 5. Strongly agree

My School website
<http://www.myschool.edu.au/>

8.1 Behaviour Management

Booborowie is school where most students feel safe and there are relatively few problems with behavior management issues. These are dealt with promptly and consistently.

The Regional Support Services Team has been and will continue to be accessed when the school requires support.

8.2 Relevant History Screening

All staff and volunteers satisfy the Criminal History Screening compliance required by DECD.
A Criminal History Screening Audit was conducted in February 2015 with 100 % compliance.

8.3 HUMAN RESOURCES - Workforce Data

8.3.1 Teacher Qualifications

All teachers at this school are qualified and registered with the SA Teachers Registration Board.

Qualification Level	Number of Qualifications
Bachelor Degrees or Diplomas	4
Post Graduate Qualifications	1

Please note: Staff that have more than 1 qualification will be counted more than once in the above qualification table. Therefore the total number of staff by qualification type may be more than the total number of teaching staff.

8.3.2 Workforce Composition including Indigenous staff

Workforce Composition	Teaching Staff		Non-Teaching Staff	
	Indigenous	Non Indigenous	Indigenous	Non Indigenous
Full-time Equivalents		2.4	.08	3.0
Persons		3	1	6

9. FINANCIAL STATEMENT

Income by Funding Source

	Funding Source	Amount
1	Grants: State	\$440008.72
2	Grants: Commonwealth	\$2882.00
3	Parent Contributions	\$4633.00
4	Other	\$12263.64

SIGNED _____

Catherine O'Dea
Principal

Ian Walker
Governing Council Chairperson

